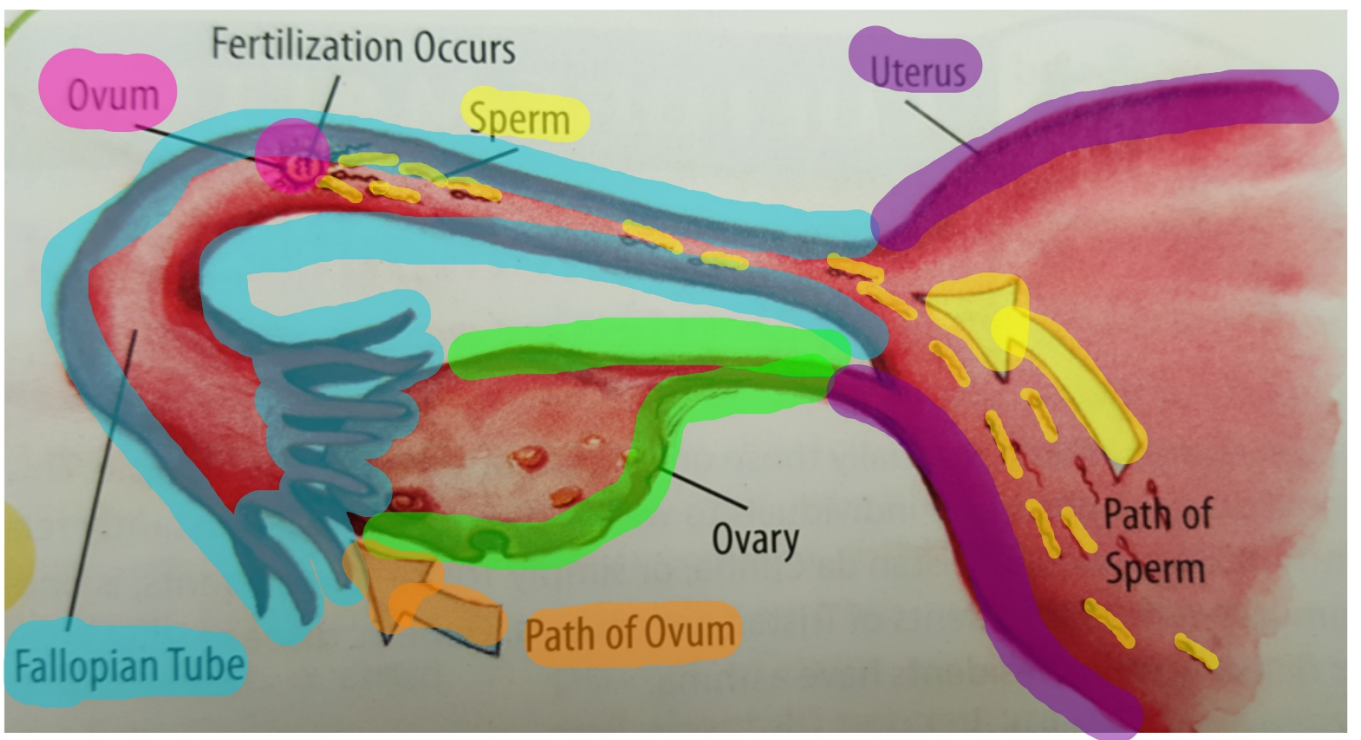


## **Chapter 4: Prenatal Development**

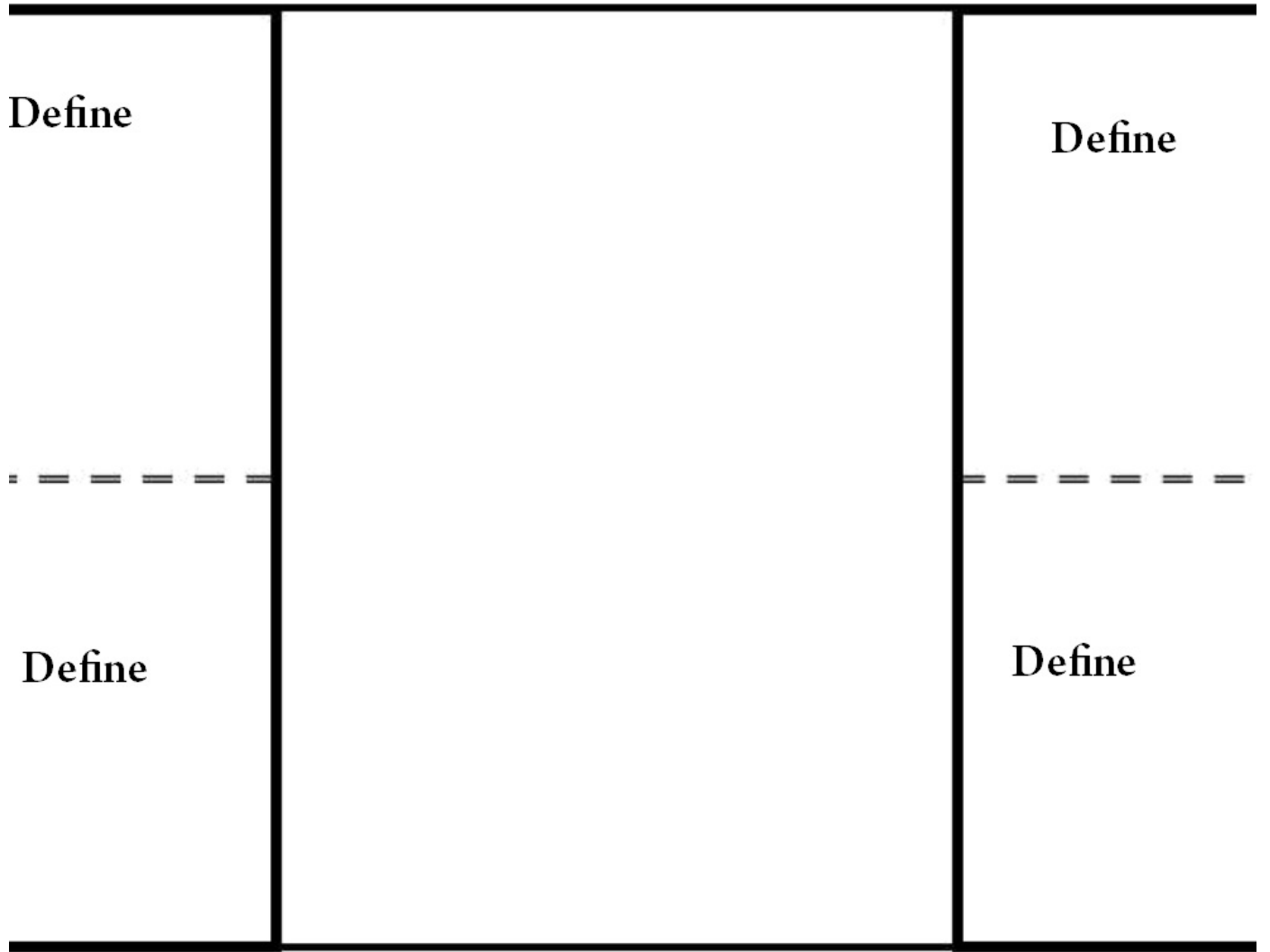
### **Section 1-The Developing Baby**

**Define: Uterus, Ovum, Fallopian tube,  
ectopic pregnancy**



## The Role of Genetics

<b>Chromosome</b>	<b>Gene</b>
<b>DNA</b>	<b>Genome</b>



<p><i>*23 pairs</i></p>		<p><i>*hundreds to thousands in each chromosome</i></p>
<p><i>*only identical twins have identical DNA</i></p>		

*Sex Chromosomes*

*XX Girl*

*XY Boy*

*Most traits are influenced by  
multiple genes.*

*Ex: height, weight,  
personality, intelligence*

*<https://www.youtube.com/watch?v=WH9ZJu4wRUE>*

stages of pregnancy

*<https://www.youtube.com/watch?v=WtDknjng8TA>*

## **Multiple Births**

- the number of children

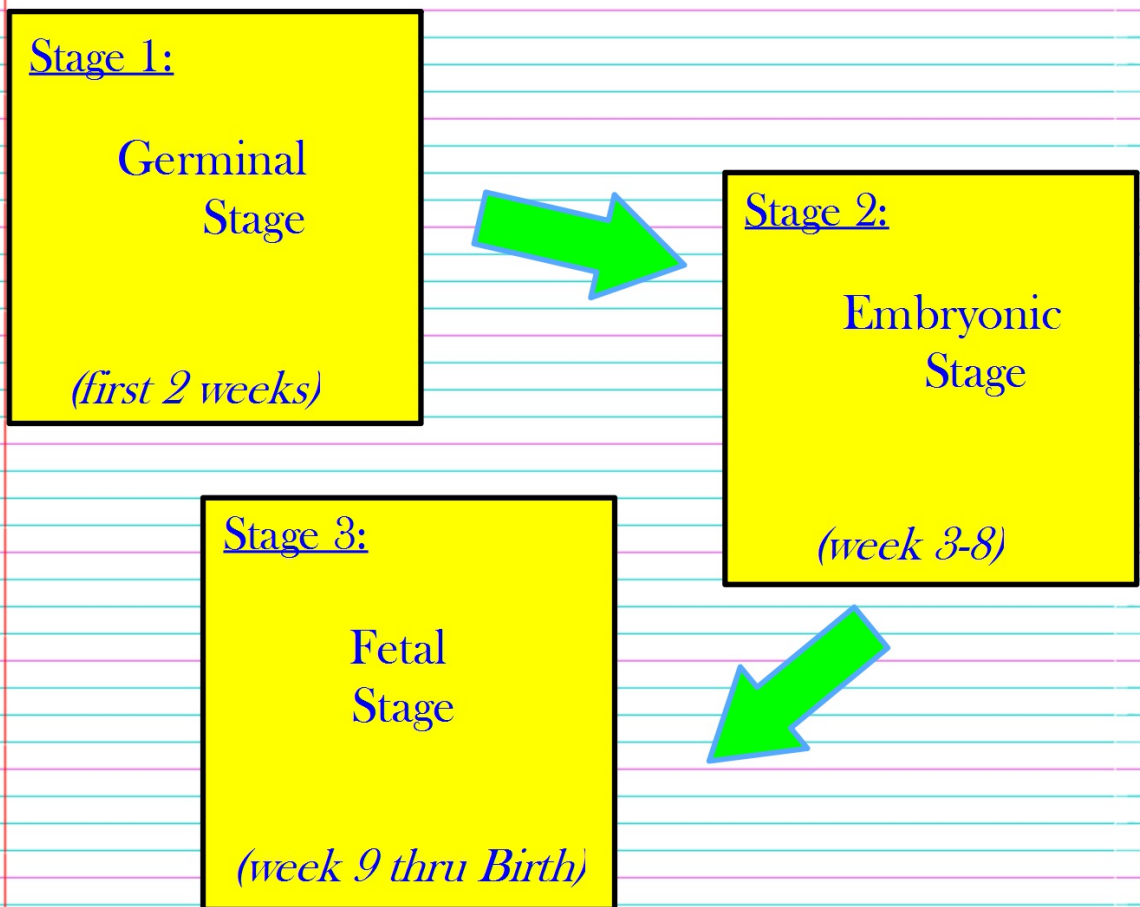


<b>Infertility Options</b>
<b>Adoption</b>
<b>Artificial Insemination</b>
<b>Invitro Fertilization</b>
<b>Ovum Transfer</b>
<b>Surrogate</b>

On the back of Infertility Options, write the definition for infertility

Summarize each option on the back of the flaps


## 3 Stages of Pregnancy



## 3 Stages of Pregnancy



Zygote begins to divide while in the fallopian tube and move to the uterus where it will implant in the lining. Baby is the size of a head of a pin.



Stage 2:

Embryonic  
Stage

*(week 3-8)*

Stage 3:

Fetal  
Stage

*(week 9 thru Birth)*




## 3 Stages of Pregnancy

Stage 1:

Germinal  
Stage

*(first 2 weeks)*



Embryo forms face, eyes, ears, limbs, and bones as well as other major organ systems. Neural tube closes. Brain is sensitive to damage. Amniotic sac, placenta and umbilical cord all form.

Stage 3:


Fetal  
Stage

*(week 9 thru Birth)*



## 3 Stages of Pregnancy

Stage 1:  
Germinal  
Stage  
*(first 2 weeks)*



Stage 2:  
Embryonic  
Stage  
*(week 3-8)*

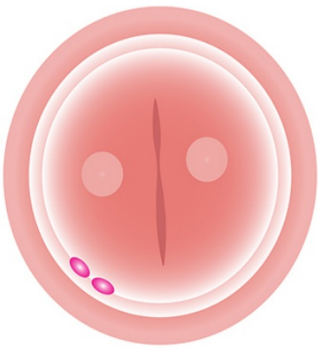


Vocal cords, digestive system and kidneys begin to function. Kicks are felt. By 7 mo. a baby can survive outside of womb with medical help. Baby sleeps 90% of the day. Uses all 5 senses. In months 8-9 baby moves downward

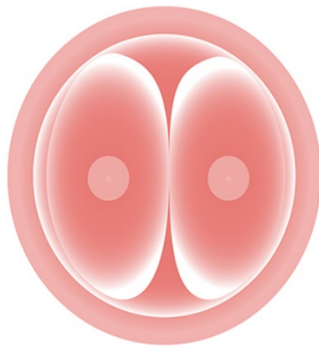


# Pregnancy Towers







ZYGOTE



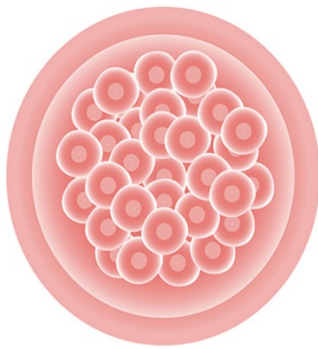
2 CELL STAGE



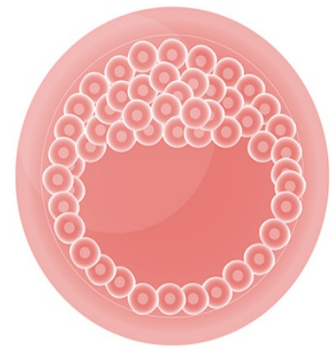
4 CELL STAGE



8 CELL STAGE



MORULA  
(72 HOURS)



BLASTOCYST  
(4 DAYS)

Pg 112

