



by Creative Environments Design Group



the basics of interior design



©2003 Learning ZoneXpress

Objectives



- Create a beautiful, comfortable home...
 - that reflects your personality and lifestyle while maximizing the dollars spent.
 - Respects your means:
 - ◆ We must be especially creative in stretching decorating dollars within a limited budget.
 - ◆ An inviting and comfortable home can be created

Where Do I Begin?

- ◆ Analyze
- ◆ Prioritize & compromise
- ◆ Strategize

Analyze

- ◆ Take photos
- ◆ Take inventory
- ◆ Determine function
- ◆ Recognize your style
- ◆ Check the budget
- ◆ Collect your thoughts

Prioritize & Compromise

- ◆ Make a list of wants and needs
 - ◆ prioritize
- ◆ Establish long-term and short-term needs
- ◆ Budget
- ◆ Time-line

Develop a Strategy

- ◆ Develop your consistent color palette
 - ◆ Consistent 1-3 colors throughout your house
 - ◆ Creates a unified flow
 - ◆ Adds interest
 - ◆ Defines personality
 - ◆ Reflection of lifestyle
 - ◆ Consistency allows spaces to flow
 - ◆ Can increase the visual size of the space
 - ◆ Decorative accent pieces are great sources of accent colors

Develop a Strategy

- ◆ What's my plan of action?
 - ◆ Review all of the cut sheets you've pulled
 - ◆ Look for clue of what you are drawn to
- ◆ "Let the projects begin!"

What is your design attitude?



Photo courtesy of Crate & Barrel

Formal or Casual



Photos courtesy of Crate & Barrel

**Tailored, Prominent,
Luxurious fabrics,
Beautifully finished
woods, heavy details**



**Comfortable,
casual fabrics, soft,
cushion-y**

Traditional

- Detailed carvings
- Stiff furniture
- Heavy draperies
- Classic furniture styles



Photo courtesy of Crate & Barrel

Traditional

- ◆ Cabriole legs
- ◆ Intricate trims
- ◆ Patterns
- ◆ Nailhead trim



Photo courtesy of Hunter Douglas

Traditional

- ◆ Artifacts with an antiquitous feel
- ◆ Heavy braids
- ◆ Turned spindles
- ◆ Tufted sofas
- ◆ Dark woodwork



Photo courtesy of Crate & Barrel

Contemporary

- ◆ Clean lines
- ◆ Uncluttered
- ◆ Classic furniture from many different periods of time



Photo courtesy of Crate & Barrel

Contemporary

- ◆ Naguchi, Eames, Nelson, Saarinen are notable designers
- ◆ Style was once thought to be stark, but has warmed up dramatically in the past few years



Photo courtesy of Crate & Barrel

Transitional

- ◆ Broad classification
- ◆ Has details that can give a hint of contemporary or traditional
- ◆ Relatively clean lines
- ◆ Eclectic



Photo courtesy of Crate & Barrel

Transitional

- ◆ Incorporating furniture and accents that span various design periods



Photo courtesy of Crate & Barrel

Transitional

- ◆ Contemporary styled and shaped furniture, has a feeling of arts and crafts simplicity in lines and tends toward a dark finish



Photo courtesy of Crate & Barrel

Many Style Variations...



- ◆ Ethnic
- ◆ Neo-Classic
- ◆ Mediterranean
- ◆ Retro Modern
- ◆ Oriental/Asian
- ◆ Arts & Crafts
- ◆ Provincial
- ◆ Shabby Chic
- ◆ Bohemian

MANY, MANY more....

Photo courtesy of Crate & Barrel

Asian Influence

- ◆ Emphasis on zen and feng shui
- ◆ Peaceful, calming, and one-with-nature feel
- ◆ Organic
- ◆ Dramatic reds with black lacquers
- ◆ Bamboo, greens, natural textures and materials

Photos courtesy of



Ethnic/Global Visions



- ◆ Emphasizes global society
- ◆ Natural materials, vibrant colors and rich textures
- ◆ Furniture is heavy and chunky with plantation type feel
- ◆ Metallic embroidery, beads or animal prints

Photo courtesy of Crate & Barrel



- ◆ Uses great ethnic sculptures and artifacts
- ◆ Detailed hardware and embellishments are used on the furniture pieces

Photo courtesy of Crate & Barrel



- Any price level
- Versatile



Photos courtesy of Crate & Barrel

Classic Americana

- ◆ Red, white, and blue fabrics
- ◆ Colonial toile
- ◆ Quilts, denim and gingham
- ◆ Painted furniture
- ◆ High function





Photos courtesy of Crate & Barrel

- Feeling of nostalgia
- Clean, crisp lines

- Dark finishes
- Restoration hardware, waterworks, and pottery barn are sources

Arts & Crafts

Arts and Crafts



Urban Chic

- ◆ Appreciation for the simple things in life
- ◆ Geometric shapes
- ◆ Clean lines
- ◆ Uncluttered look



Photos courtesy of Crate & Barrel



- ◆ Colors used have been compared to a cityscape on the horizon
 - ◆ Mocha and mineral colors are common
 - ◆ Provide a calming effect

Photo courtesy of Crate & Barrel

- ◆ Includes lots of textures
- ◆ A real back-to-nature effect



P

New Contemporary

- ◆ Sleek designs
- ◆ Silver influences
- ◆ Emphasis on patterns



Photo courtesy of Crate & Barrel



◆ Consumers are looking for calmer, less cluttered environments

◆ Encompasses

- ◆ Art deco- 20s
- ◆ Mid-century – 50s
- ◆ Scandinavian – 60s
- ◆ Italian – 70s
- ◆ Minimalism – 90s

Photo courtesy of Crate & Barrel

- ◆ All price levels, and for every lifestyle
- ◆ Bold colors and organic shapes
- ◆ Warmer and more inviting than previous renditions of 'contemporary'



Photo courtesy of Crate & Barrel



- ◆ Very urban, and reminiscent of the loft-feel
- ◆ Eclectic look and often breaks the rules of design

Photo courtesy of Crate & Barrel



- ◆ **Juxtaposition of playful bold colors with stately, formal furniture**
- ◆ **Gives somewhat 'traditional' styles of furniture a more contemporary twist**

Photos courtesy of Crate & Barrel

Interior Design Activity

Complete one of the following activities:

- ◆ Create a Design Style Display
 - ◆ Find photos of six different design styles in magazines or on the internet.
 - ◆ Mount the photos on a poster board and label each picture. Give a brief description of the unique features of the design style.



Good Foundation

- ◆ The bones of your home
 - ◆ 'canvas'
- ◆ Walls, floors, windows, molding, fireplace, the view
- ◆ Interior details
- ◆ Focal point
- ◆ Avoid trendy pieces
 - ◆ Classic, clean styles are durable



Photo courtesy of Crate & Barrel

Supporting Elements

- ◆ Furniture with character
- ◆ Accessories
- ◆ Window treatments
- ◆ Artwork
- ◆ Lighting



Photo courtesy of Crate & Barrel

Furniture With Chair

- ◆ Heirloom piece
- ◆ Accent fabric or finish
- ◆ Give an old chair new life



Accessories

- ◆ The perfect tool to define your personality and your sense of style
- ◆ To express the selected style of the room



Photo courtesy of Crate & Barrel

Accessories

- ◆ “Jewelry for your space”
 - ◆ Dress it up or
 - ◆ Dress it down
- ◆ Reflection of you
- ◆ Completes the room



Photo courtesy of Crate & Barrel

Accessories


- ◆ Decorative artifacts
 - ◆ Collections
 - ◆ Candles
 - ◆ Photos
 - ◆ Plants
 - ◆ Pillows
 - ◆ Hardware
 - ◆ House numbers
 - ◆ Clocks
 - ◆ Decorative art



Photo courtesy of Crate & Barrel



Photos courtesy of Crate & Barrel



Art & Artifacts



◆ Decorative Art

- ◆ A great way to use heirloom quilts is to hang them in your home

Collections



- ◆ Group your artifacts together to make collections



Photo courtesy of Crate & Barrel

Window Treatments



- ◆ Functional and provide privacy
- ◆ Trends
 - ◆ Layering, side and/or top panels
- ◆ Wood blinds gives the appearance of shutters

Photo courtesy of Hunter Douglas

Window Treatments

- ◆ Protect furniture from sun damage
- ◆ Energy Efficiency
 - ◆ Heat is lost through windows
 - ◆ Or heat enter through windows during summer



Photos courtesy of Hunter Douglas

Window Treatments



- ◆ For direct sunlight
 - ◆ Best materials are metallized or have a white backing that can reflect the greatest amount of sunshine, while shading the interior

Window Treatments

- ◆ The best insulation is honeycomb blinds with a double layer that traps air in the honeycomb cells



Lighting

- ◆ A key component to any interior
- ◆ Can add whimsy
- ◆ Creates ambiance and drama and sets the mood for the room



Photo courtesy of Hunter Douglas

Lighting

- ◆ Make sure to incorporate appropriate wattage for the task
 - ◆ Reading, sewing, homework, or watching TV
- ◆ Spotlight artifacts







Photo courtesy of Crate & Barrel

This shows an example of Task Lighting



- ◆ Lighting provides more opportunities to accessorize with fixtures and shades



The Sources for Inspiration

- ◆ Magazines
- ◆ Books
- ◆ Internet
- ◆ Television
- ◆ Catalogs & Retail Stores
- ◆ Designers



Photo courtesy of Crate & Barrel

Designers

- ◆ Not just for the wealthy, Can help you save money
- ◆ Can provide discounts and help you make the “right decisions”
- ◆ Educate you and Help you express your style
- ◆ Organize your project
- ◆ Manage the problems that occur in home improvement projects or new build situations
- ◆ Provide access to products that are not always found in retail, and are able to do comparison shopping for you.

Things to Remember....

- ◆ Identify your style
- ◆ Determine your priorities
- ◆ Express yourself!



Interior Design Activity

Complete one of the following activities:

- ◆ Create a Design Style Display
 - ◆ Find photos of six different design styles in magazines or on the internet.
 - ◆ Mount the photos on a poster board and label each picture. Give a brief description of the unique features of the design style.

Activity

- ◆ Be the Designer!
 - ◆ Pretend you have been hired by a family to do either a bedroom (14' x 16') or living room (16' x 22'). Keeping the cost down is important to the family.
 - ◆ Decide on a design style and color scheme.
 - ◆ Find samples of design elements for your room – furniture, floor coverings, rugs, wall treatments, window treatments, lighting, accent pieces, etc.
 - ◆ Mount and label the samples on a poster board. Include approximate costs.
 - ◆ Draw a floor plan with suggested furniture on graph paper.

Interior Design Quiz

1. What are the three steps you should use to begin the design process.
2. List unique design features for each of the following design styles:
 - a. Formal
 - b. Casual
 - c. Traditional
 - d. Contemporary
 - e. Transitional
 - f. Asian/Oriental
 - g. Ethnic/Global Visions
 - h. Classic Americana
 - i. Arts & Crafts
 - j. Urban Chic
 - k. New Contemporary

Web Resources

- ◆ www.bhg.com/househome/
 - ◆ Sponsored by *Better Homes and Gardens* this site includes a buying guide for home appliances, a kitchen planning workshop and home decorating.
- ◆ www.build.com
 - ◆ Information on manufacturers, building and home improvement shopping, publications, and professional services.
- ◆ <http://homearts.com/depts/home/00dphmcl.htm>
 - ◆ Home Arts Shelter includes a home advisor, home decorating solutions, kitchen adventure and home repair.

Please note that web sites are constantly changing and being updated. You may need to revise this list.

Credits

- ◆ Creative Environments Design Group
Eden Prairie, MN
 - ◆ Linda Brekke Mona
President/Owner
B.S. University of Minnesota
 - ◆ Elizabeth Plaetz Lori
Senior Designer
B.S. South Dakota State University
 - ◆ Karen Owen Tuzcu
Senior Project Manager
B.A. University of South Dakota, University of Minnesota
- ◆ Photography:
 - ◆ Crate and Barrel
 - ◆ Creative Environments Design Group
 - ◆ Hunter Douglas