






Okay.. You're in High School... but where do you go from there?

Planning Process






FCCLA Planning Process



- The Planning Process is used when setting and carrying out projects and tasks.
- Though we refer to it as the FCCLA Planning Process, businesses and industries utilize this method to plan successful projects and minimize loss of efficiency.
- Having a plan, helps keep you focused!
- And bosses love focus & efficiency!

Planning Process

Identify Concerns




Identify Concerns







- Brainstorm your concerns
- Evaluate listed concerns
- Narrow to one workable idea or concern



FCCLA Planning Process





Identify Concerns



Planning Process

Set a Goal






Set A Goal


- Get a clear mental picture of what you want to accomplish
- Should be clear & concise.
- Don't get wordy!
- Write it Down!






FCCLA Planning Process



Identify Concerns




Set A Goal



Planning Process

Form A Plan






Form A Plan


- Plan how to Achieve your Goal
- Decide:
 - Who
 - What
 - Where
 - When
 - Why
 - How




FCCLA Planning Process





Identify Concerns



Set A Goal





Form A Plan



Planning Process

Take Action & Act






Take Action


- Carry Out Your Project
- Now it's time to make it Happen!




FCCLA Planning Process




Identify Concerns




Set A Goal



Form A Plan






Act



Planning Process

Follow Up






Follow Up


- Evaluate your Project
- Thank the People Involved
- Recognize the Participants




FCCLA Planning Process




Identify Concerns




Set A Goal



Form A Plan



Act



Follow Up



Example of the Planning Process in Action!



FCCLA Planning Process Worksheet



IDENTIFY CONCERNS

We have an active FCCLA chapter, but we don't feel that everyone in our school knows what FCCLA is all about. We need new members to help increase our visibility in the school and community.



SET A GOAL

To recruit 20 NEW affiliated FCCLA members with a Be Part of It! membership campaign which will include posters, signs, classroom presentations, and a Beach Party at the next chapter meeting.



FORM A PLAN

Who: Membership committee and returning FCCLA members

What: Create 10 posters about FCCLA and remind students of the Beach Party by utilizing the school morning announcements and handing out invitations to students who are eligible to join. Chapter members will also present FCCLA information and show the Be Part of It! video to Family and Consumer Sciences classes.

Where: The posters will be placed in the halls and the announcements will reach all of the high school. The Beach Party will be in the Family and Consumer Sciences department. The FCCLA presentations will take place in the Family and Consumer Sciences classes.

When: The membership committee will create posters within seven days. The posters will be placed during the first week of school. Announcements and classroom presentations will begin one week prior to the meeting. The membership committee and FCCLA adviser will purchase food and decorations for the beach party the night prior to the meeting. The meeting will be held three weeks after school starts.

Why: We believe that Family, Career and Community Leaders of America is the Ultimate Leadership Experience! We want more members to join so that we can plan and carry out more community service projects this year and so that the school and community members are aware of what FCCLA is.

How: The posters will be created on a computer to make them look professional. The membership committee will meet after school to plan the classroom presentations, school announcements, and Beach Party activities, food, and decorations. The committee will meet two times after school with their FCCLA adviser to ensure organization of the event.



ACT

The posters were created and placed throughout the school on time. Announcements were made and invitations were given to non-members about the Beach Party. FCCLA presentations took place in eight Family and Consumer Sciences classes. The membership committee bought and prepared the food and activities for the Beach Party. Forty non-members attended the Beach Party and FCCLA meeting.



FOLLOW UP

After the meeting, the membership committee spoke directly with the 40 interested non-members and asked them to join FCCLA. Twenty-six new FCCLA members affiliated within one week of our meeting and 10 are still undecided and will join us at our next meeting to learn more about FCCLA.

What could have gone better/what did you learn?

Our first presentation to the Family and Consumer Sciences class was too scripted. We learned that we needed to practice more so that we sounded more professional. We also felt that handouts about FCCLA with the Beach Party invitations would have helped. Next year we will plan on handing out a reminder note to the Family and Consumer Sciences classes the day before our meeting.

Recycle and Redesign

